

SPEC SHEET + MEASUREMENTS

PORT&CO.

Port & Co™ Essential Pocket Tee. PC61P

Product photo



Nothing beats this traditional t-shirt in comfort, versatility and casual style.

- 6.1-ounce, 100% soft spun cotton
- 98/2 cotton/poly (Ash)
- 90/10 cotton/poly (Athletic Heather)
- 50/50 cotton/poly (S. Green, S. Orange)
- Left chest pocket
- Natural: Minimally processed to keep the natural color found in undyed cotton.

CARE INSTRUCTIONS

Machine wash cold, inside out, with like colors. Only non-chlorine bleach when needed. Tumble dry medium. Medium-hot iron. Do not iron decoration.

Sketches



front



back

SPEC SHEET + MEASUREMENTS

PORT&CO.

Port & Co™ Essential Pocket Tee. PC61P

PRODUCT MEASUREMENTS

| | S | M | L | XL | 2XL | 3XL | 4XL |
|--------------------------------|--------|--------|--------|--------|--------|--------|--------|
| Chest | 18 | 20 | 22 | 24 | 26 | 28 | 30 |
| Sleeve Length from Center Back | 16 3/4 | 17 3/4 | 18 3/4 | 19 3/4 | 20 3/4 | 21 3/4 | 22 3/4 |
| Pocket Height | 5 | 5 | 5 | 5 | 5 | 5 | 5 |
| Pocket Width | 5 | 5 | 5 | 5 | 5 | 5 | 5 |
| Body Length at Back | 28 | 29 | 30 | 31 | 32 | 33 | 34 |

Chest: Measured across the chest one inch below armhole when laid flat.

Sleeve Length from Center Back: Measure from Center Back neck to shoulder point to sleeve hem.

Pocket Height: Measure from top to bottom at center.

Pocket Width: Measure from side to side at top edge.

Body Length at Back: Measured from high point shoulder to finished hem at back.

SPEC SHEET + MEASUREMENTS

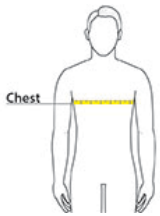
PORT&CO.

Port & Co™ Essential Pocket Tee. PC61P

SIZE CHARTS

| | S | M | L | XL | 2XL | 3XL | 4XL |
|-------|-------|-------|-------|-------|-------|-------|-------|
| Chest | 35-37 | 38-40 | 41-43 | 44-46 | 47-49 | 50-53 | 54-57 |






HOW TO MEASURE



CHEST

Measure under the arm and around the fullest part of the chest with arms down, keeping tape horizontal.

COLORS

| | | | | | | | | |
|---|---|---|---|---|--|---|---|---|
| 1 |  |  |  |  |  |  |  | |
| | Ash | Athletic Heather | Athletic Maroon PMS 209C | Charcoal PMS COOL GRAY 11C | Dark Green PMS 560C | Deep Navy PMS 532C | Jet Black PMS BLACK C | |
| |  |  |  |  |  |  |  |  |
| | Light Blue PMS 278C | Lime PMS 367C | Natural | Navy PMS 2380C | Orange PMS 172C | Red PMS 200C | Royal PMS 2133C | S. Green |
| |  |  |  | | | | | |
| | S. Orange | Sand PMS 2312C | White | | | | | |